

3PU PATENTED

# LIMA EVO S1PL FO SR

3M095T

CE EN ISO 20345:2022 S1PL FO SR ESD

## SAFETY SANDAL

36-47

### 3MOVE Ergonomic

Safety Sandal, suede leather thickness 1,8-2,0 mm.  
Highly perspiring and abrasion resistant fabric lining.  
Closing with strap.

### COMPLETELY METAL FREE SHOE

**TOECAP 200J** polymeric composite **non-thermic** according to EN 22568  
**PL MIDSOLE** flexible antiperforation composite fabric according to EN 22568  
**SOLE 3MOVE** three-densities polyurethane antistatic, resistant to hydrolysis ISO 5423:92, to hydrocarbons and to abrasion, anti-shock and anti-slipping  
**ANTITORSION** insert in the sole to assure stability on uneven ground  
**INSOLE MEMORY**, extra comfort trimaterial insole with soft PU Memory foam cushion that relieves fatigue in the heel and resists body pressure. Breathable, removable, anatomical, absorbent, antibacterial, and ESD.

The shoes satisfies the requirement according to the norm IEC 61340-4-3:2017 (IEC 61340-5-1:2016) for the electrical resistance ESD

**FO** sole resistance to hydrocarbons

**SR** sole resistance against slipping

**Size 36-47 Shoe weight Sz 42 gr. 510**

\* The calculated weight excludes laces and insoles.













### AREAS OF APPLICATION

-  Construction and Building Sites
-  Automotive Components
-  ESD Area
-  Logistics and Light Industry
-  Metal and Wood Carpentry

### CERTIFICATIONS APPLIED

-  **PL** Puncture Resistance with Non-Metallic Insert (nail Ø 4.5mm)
-  **E** Heel Energy Absorption
-  **DGUV 112-191** DGUV 112-191

### TECHNOLOGIES AND MATERIALS

-  **NO METAL** No metal
-  **3MOVE** Patented Outsole Design
-  **ESD** ESD - Electrostatic Discharge
-  **AIR** High Breathability
-  **XL** Mondo Point 11
-  **EXTRA LIGHT** Extreme Lightness
-  **SR** Slip Resistance (optional glycerin test)
-  **TRUE LEATHER** Leather
-  **3PU PATENT** Three to be™ - Triple Density Injection
-  **ANTI TORSION** Anti-Torsion Sole

### ANTI-SLIP RESULTS

\*after simulation of walking by slight abrasion

Ceramic tile floor with NaLS	<b>Forward Heel</b> (heel slip 7°)	<b>Backward heel</b> (heel slip 7°)	Ceramic tile floor with glycerin	<b>Forward Heel</b> (heel slip 7°)	<b>Backward heel</b> (heel slip 7°)
	≥ 0.31 <b>0.37</b>	≥ 0.36 <b>0.45</b>		≥ 0.19 <b>0.34</b>	≥ 0.22 <b>0.29</b>
SRA on ceramic tile floor with NaLS	<b>forward flat slip</b>	<b>Forward Heel</b> (heel slip 7°)	SRB on steel floor with glycerine	<b>forward flat slip</b>	<b>forward heel slip (7°)</b>
	≥ 0.32 <b>0.40</b>	≥ 0.28 <b>0.38</b>		≥ 0.18 <b>0.34</b>	≥ 0.13 <b>0.27</b>

## ↳ PLUS



### Three to be™ - Triple Density Injection

Three to Be® - Tripla Densità Iniettata technology represents one of the most advanced results of our R&D efforts. Patented by Giasco, it integrates three entirely polyurethane-injected sole layers to optimize safety shoe performance in terms of comfort, stability, and slip resistance.



### Anti-Torsion Sole

The Anti Torsion system uses a thermoplastic shank designed to increase stability on irregular and wet surfaces. Unlike standard shanks, it flexes with the foot's natural motion, reducing the risk of twists and falls. Ideal for outdoor work, especially in construction, where surface control is critical.

## ↳ SOLE

### 3MOVE Ergonomic

3Move is a revolutionary line that, thanks to the rounded design of the sole, ensures correct body posture while walking. This curvature allows for even weight distribution across the entire foot, providing relief to the back, knees, and heels. This line is the ideal work shoe for relieving workers who suffer from such discomfort. 3Move is therefore the only ergonomic shoe in the industry designed to meet these needs while also ensuring complete protection. Another feature of this line is the heel relief area, which, thanks to its cavity, offers perfect weight cushioning. Ultimately, all these aspects contribute to significant energy and effort savings for the worker at the end of the day. The tread, on the other hand, is designed for indoor environments. This is made possible by a dense pattern of lugs that together ensure high anti-slip performance for this safety footwear.

